


		LAKE MANYARA																																											
REGION: ARUSHA DISTRICT: KARATU		SCHOOL AVERAGE		208.8																																									
				BAND																																									
				4																																									
				CATEGORY																																									
				BELOW 40																																									
SUBJECT PERFORMANCE ANALYSIS																																													
<table border="1"> <thead> <tr> <th>SUBJECT NAME</th> <th>AVG</th> <th>%</th> <th>RNK</th> </tr> </thead> <tbody> <tr><td>KISWAHILI</td><td>42.8</td><td>86%</td><td>1</td></tr> <tr><td>ENGLISH</td><td>40.6</td><td>81%</td><td>2</td></tr> <tr><td>SCIENCE</td><td>37.1</td><td>74%</td><td>3</td></tr> <tr><td>MATHEMATICS</td><td>31.7</td><td>63%</td><td>4</td></tr> <tr><td>CIVIC & MORAL</td><td>29.6</td><td>59%</td><td>5</td></tr> <tr><td>SOCIAL STUDIES</td><td>27.1</td><td>54%</td><td>6</td></tr> <tr> <th>BOYS/GIRLS PASS RATE</th> <th>STD</th> <th>AVG</th> <th>%</th> </tr> <tr><td>BOYS</td><td>11</td><td>0.55</td><td>55%</td></tr> <tr><td>GIRLS</td><td>8</td><td>0.45</td><td>45%</td></tr> </tbody> </table>			SUBJECT NAME	AVG	%	RNK	KISWAHILI	42.8	86%	1	ENGLISH	40.6	81%	2	SCIENCE	37.1	74%	3	MATHEMATICS	31.7	63%	4	CIVIC & MORAL	29.6	59%	5	SOCIAL STUDIES	27.1	54%	6	BOYS/GIRLS PASS RATE	STD	AVG	%	BOYS	11	0.55	55%	GIRLS	8	0.45	45%			
SUBJECT NAME	AVG	%	RNK																																										
KISWAHILI	42.8	86%	1																																										
ENGLISH	40.6	81%	2																																										
SCIENCE	37.1	74%	3																																										
MATHEMATICS	31.7	63%	4																																										
CIVIC & MORAL	29.6	59%	5																																										
SOCIAL STUDIES	27.1	54%	6																																										
BOYS/GIRLS PASS RATE	STD	AVG	%																																										
BOYS	11	0.55	55%																																										
GIRLS	8	0.45	45%																																										
GRADE ANALYSIS SUMMARY																																													
SUBJECT NAME/GRADE	A	B	C	D	E																																								
MATHEMATICS	6	3	5	5	0																																								
KISWAHILI	13	6	0	0	0																																								
ENGLISH	10	9	0	0	0																																								
SCIENCE	7	9	3	0	0																																								
SOCIAL STUDIES	2	5	6	4	2																																								
CIVIC AND MORAL	1	5	12	0	0																																								
OVERALL GRADE ANALYSIS	NO.	SEATED	%																																										
A	5	19	26%																																										
B	8		42%																																										
C	6		32%																																										
D	0	0	0%																																										
E	0		0%																																										
BOY'S VS GIRLS' PASSRATE (%)																																													
BOYS  55%		GIRLS  45%																																											
OVERALL PERFORMANCE ANALYSIS																																													
REGISTERED	19		100%																																										
SEATED	19		100%																																										
ABSENTEES	0		0%																																										
PASSED	19		100%																																										
FAILED	0		0%																																										
SCHOOL POSITION	79																																												
TOTAL SCHOOLS	111																																												

INDEX	NAME	SEX	MATHEMATICS		KISWAHILI		ENGLISH		SCIENCE		SOCIAL STUDIES		CIVIC & MORAL		TOTAL	AVERAGE	OVR GRADE	SCH POSITION	OVERALL POSITION
1	BARTON MWITA	M	46	A	44	A	48	A	48	A	42	A	38	B	266	44	A	2	1307.5
2	ESTHER JERRY	F	42	A	47	A	43	A	48	A	42	A	44	A	266	44	A	2	1307.5
3	SARAH SAMSON	F	48	A	48	A	43	A	42	A	40	B	36	B	257	43	A	3	1924
4	ADRIAN EMMANUEL	M	50	A	45	A	43	A	42	A	36	B	32	B	248	41	A	4	2532.5
5	DORCUS ANDREA ISAYA	F	42	A	46	A	46	A	36	B	38	B	36	B	244	41	A	5	2797.5
6	FRANK JACKSON	M	46	A	38	B	37	B	46	A	40	B	26	C	233	39	B	6	3506.5
7	EMANNUEL MOSATU	M	26	C	48	A	44	A	42	A	26	C	32	B	218	36	B	7	4470
8	KALISTA REGINALD SAID	F	38	B	48	A	35	B	36	B	30	C	30	C	217	36	B	8	4528.5
9	REUBEN KITIKU JACKSON	M	40	B	44	A	42	A	34	B	24	C	32	B	216	36	B	9	4589
10	REHEMA RASHID	F	34	B	44	A	46	A	33	B	32	B	22	C	211	35	B	10	4891.5
11	ESTHER MACHIBYA	F	28	C	43	A	48	A	36	B	22	C	24	C	201	34	B	11	5385.5
12	ALICE AIDAN	F	28	C	38	B	39	B	44	A	28	C	22	C	199	33	B	12	5487.5
13	MARTIN LOTH	M	18	D	46	A	43	A	33	B	28	C	28	C	196	33	B	13	5635
14	GRAYSON WILLIAM	M	28	C	32	B	38	B	32	B	18	D	28	C	176	29	C	14	6360
15	VIVIAN HAMSII SEBARUA	F	22	C	44	A	31	B	30	C	18	D	30	C	175	29	C	15	6386
16	TUMAINI PAUL	M	18	D	40	B	40	B	31	B	14	D	24	C	167	28	C	16	6586.5
17	YUSUPH BOSCO	M	18	D	37	B	33	B	35	B	18	D	22	C	163	27	C	17	6667
18	KENSTEINE RICHARD MWIKWABE	M	16	D	37	B	35	B	30	C	10	E	30	C	158	26	C	18	6780.5
19	YASRI EMMANUEL	M	14	D	45	A	38	B	26	C	8	E	26	C	157	26	C	19	6797.5